

Trust Clinical Claim Scorecard - Guidance Sheet

University Hospitals Birmingham NHS Foundation Trust

The data presented in these spreadsheets is provided to Trusts to consider their claims and learning that can be determined by using different approaches according to the quadrant description presented below.

Selection Criteria: CNST claims received with an Incident Date between 01/04/2011 and 31/03/2016

Total number of claims for this Trust: 309. Total value of claims for this Trust £48,239,385

Data correct at: 30/09/2016

Score Card Explained



Qualifications for the Data Presented in this Score Card

1. Criteria for Claims Selection in this Score Sheet

The data has been extracted from the NHS LA Claims Management System (CMS). It covers the years detailed above in the "Selection Criteria" section. A claim will appear if the incident occurred within those years.

2. Claim Values*

The value of a claim is the total of:

The amount paid in damages, claimant costs, defence costs and, for open claims, the estimated value of the claim at the time when the data was taken from CMS. The date in which the data was taken from CMS is defined "Data Correct at" section.

3. Data Groupings

Claims within Obstetric specialty may contain some Gynaecological claims. These can be identified in the "Specialty" column in the zone data sheet.

Trust Clinical Claim - High Value/Volume Scorecard

University Hospitals Birmingham NHS Foundation Trust

Selection Criteria: CNST claims received with an Incident Date between 01/04/2011 and 31/03/2016

Total number of claims for this Trust: 309. Total value of claims for this Trust £48,239,385

Data correct at: 30/09/2016

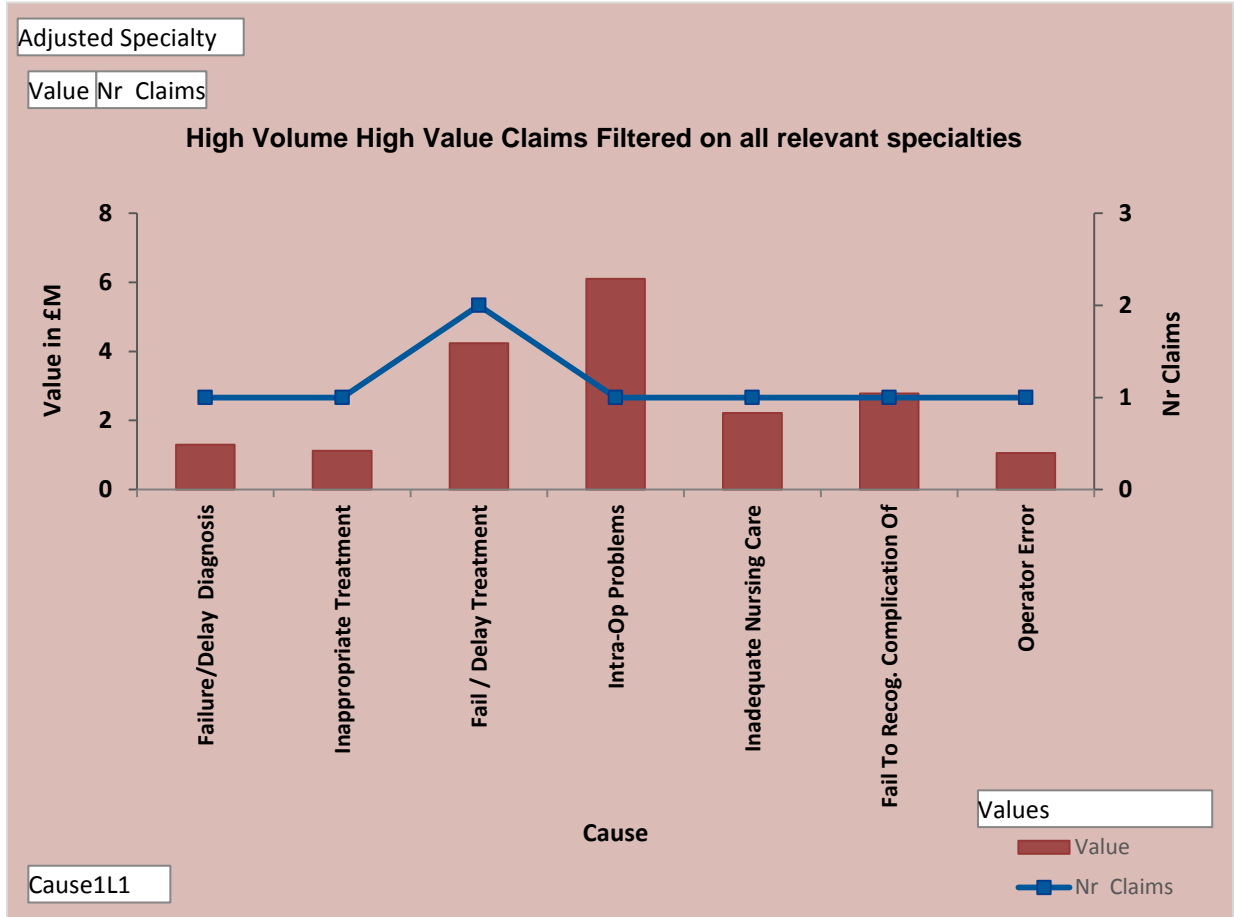


Scorecard - Red Zone Analyses

University Hospitals Birmingham NHS Foundation Trust

Adjusted Specialty (All)

Cause	Value	Nr Claims
Failure/Delay Diagnosis	£1,300,000.00	1
Inappropriate Treatment	£1,120,000.00	1
Fail / Delay Treatment	£4,240,000.00	2
Intra-Op Problems	£6,100,000.00	1
Inadequate Nursing Care	£2,220,000.00	1
Fail To Recog. Complication Of	£2,780,000.00	1
Operator Error	£1,055,000.00	1
Grand Total	£18,815,000.00	8

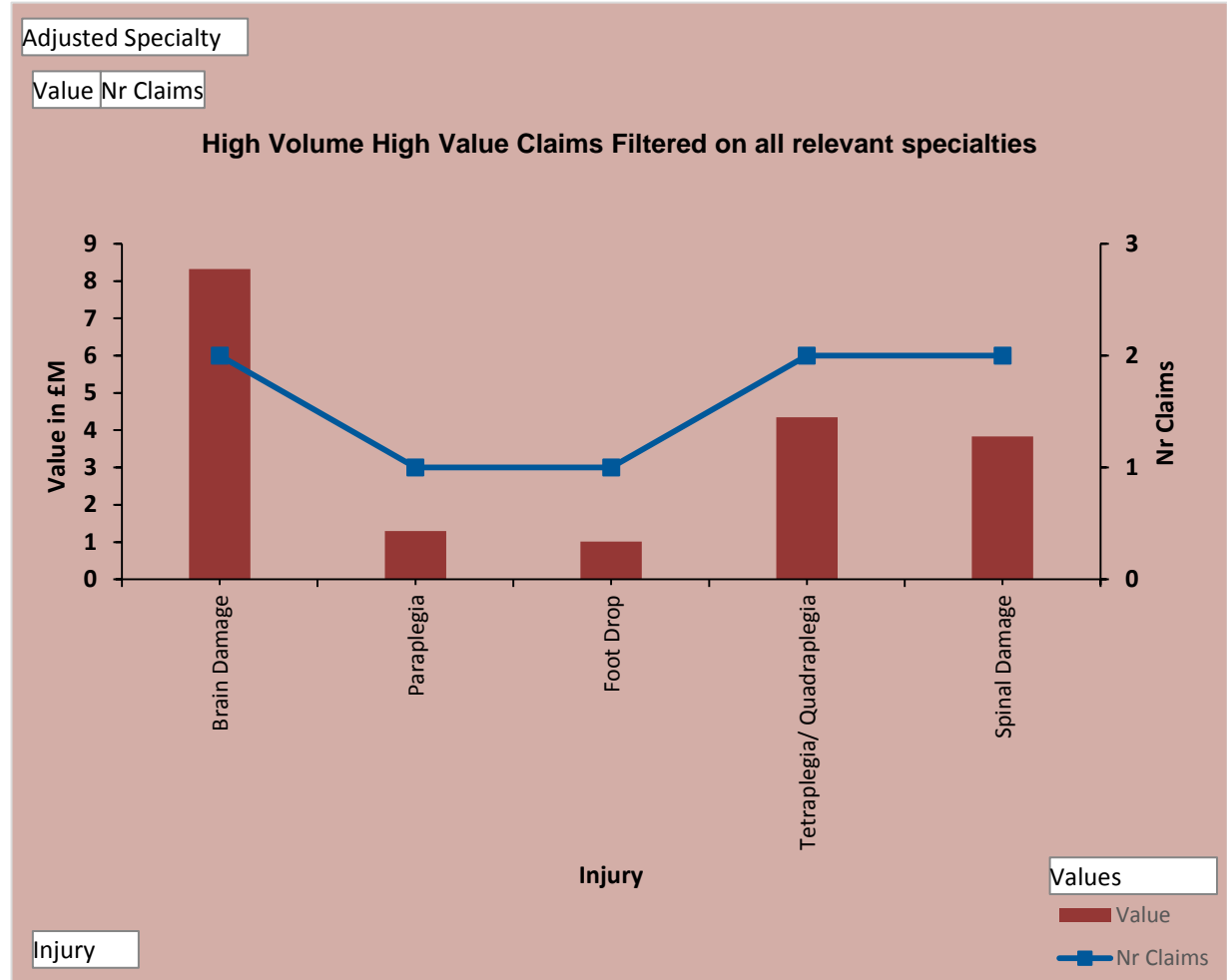


Selection Criteria: CNST claims received with an Incident Date between 01/04/2011 and 31/03/2016
 Total number of claims for this Trust: 309. Total value of claims for this Trust £48,239,385
 Data correct at: 30/06/2016

Scorecard - Red Zone Analyses

Adjusted Specialty (All)

Injury	Value	Nr Claims
Brain Damage	£8,320,000.00	2
Paraplegia	£1,300,000.00	1
Foot Drop	£1,015,000.00	1
Tetraplegia/ Quadraplegia	£4,345,000.00	2
Spinal Damage	£3,835,000.00	2
Grand Total	£18,815,000.00	8



Selection Criteria: CNST claims received with an Incident Date between 01/04/2011 and 31/03/2016

Total number of claims for this Trust: 309. Total value of claims for this Trust £48,239,385

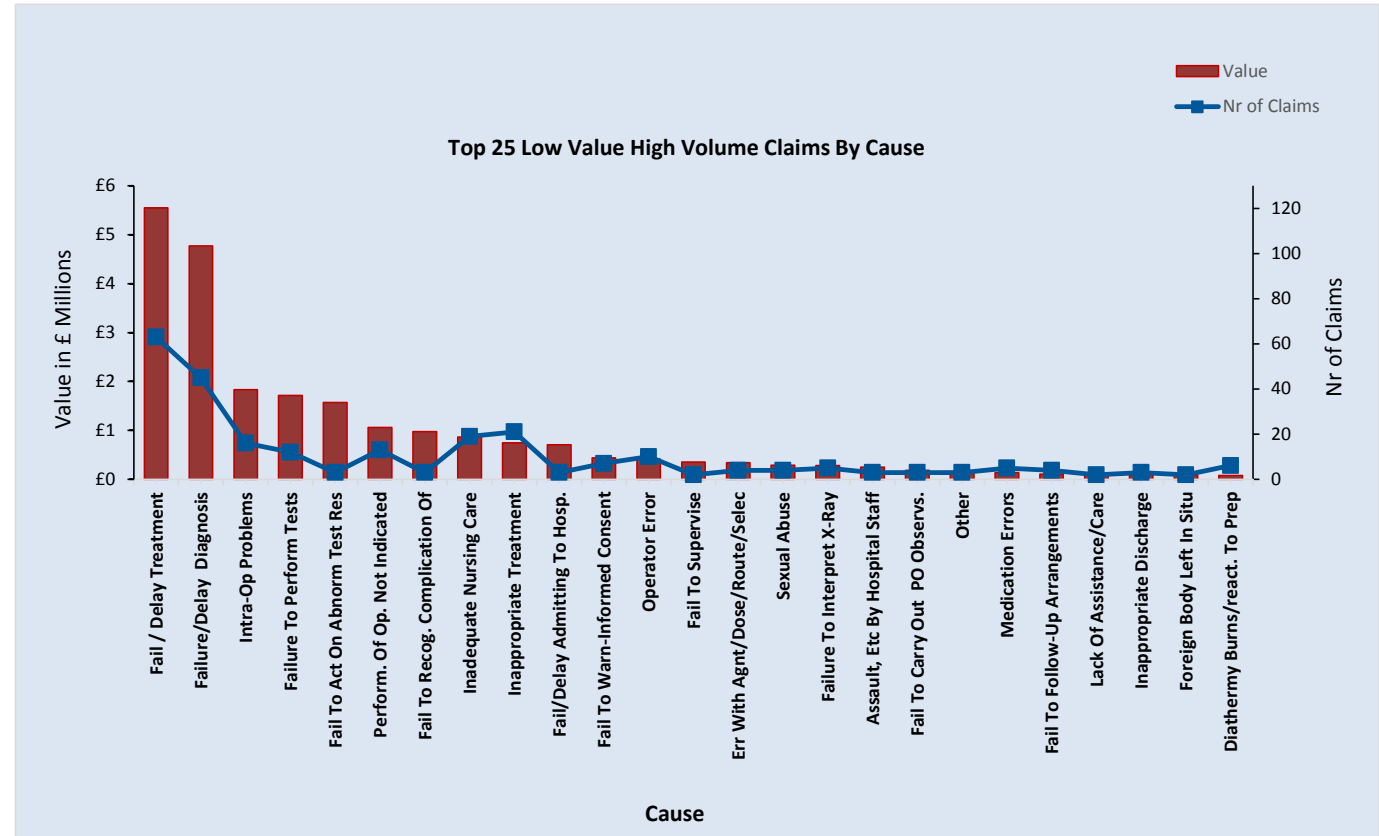
Data correct at: 30/06/2016

Scorecard - Blue Zone Analyses

University Hospitals Birmingham NHS Foundation Trust

Adjusted Specialty (All)

Cause	Value	Nr of Claims
Fail / Delay Treatment	£5,551,359	63
Failure/Delay Diagnosis	£4,771,262	45
Intra-Op Problems	£1,833,969	16
Failure To Perform Tests	£1,713,232	12
Fail To Act On Abnorm Test Res	£1,571,387	3
Perform. Of Op. Not Indicated	£1,056,000	13
Fail To Recog. Complication Of	£970,870	3
Inadequate Nursing Care	£865,653	19
Inappropriate Treatment	£744,144	21
Fail/Delay Admitting To Hosp.	£705,000	3
Fail To Warn-Informed Consent	£436,950	7
Operator Error	£412,431	10
Fail To Supervise	£349,817	2
Err With Agnt/Dose/Route/Selec	£340,669	4
Sexual Abuse	£286,968	4
Failure To Interpret X-Ray	£280,739	5
Assault, Etc By Hospital Staff	£249,156	3
Fail To Carry Out PO Observs.	£183,100	3
Other	£154,000	3
Medication Errors	£132,944	5
Fail To Follow-Up Arrangements	£102,360	4
Lack Of Assistance/Care	£93,751	2
Inappropriate Discharge	£89,500	3
Foreign Body Left In Situ	£84,000	2
Diathermy Burns/react. To Prep	£79,299	6
Grand Total	£23,058,561	261



Selection Criteria: CNST claims received with an Incident Date between 01/04/2011 and 31/03/2016

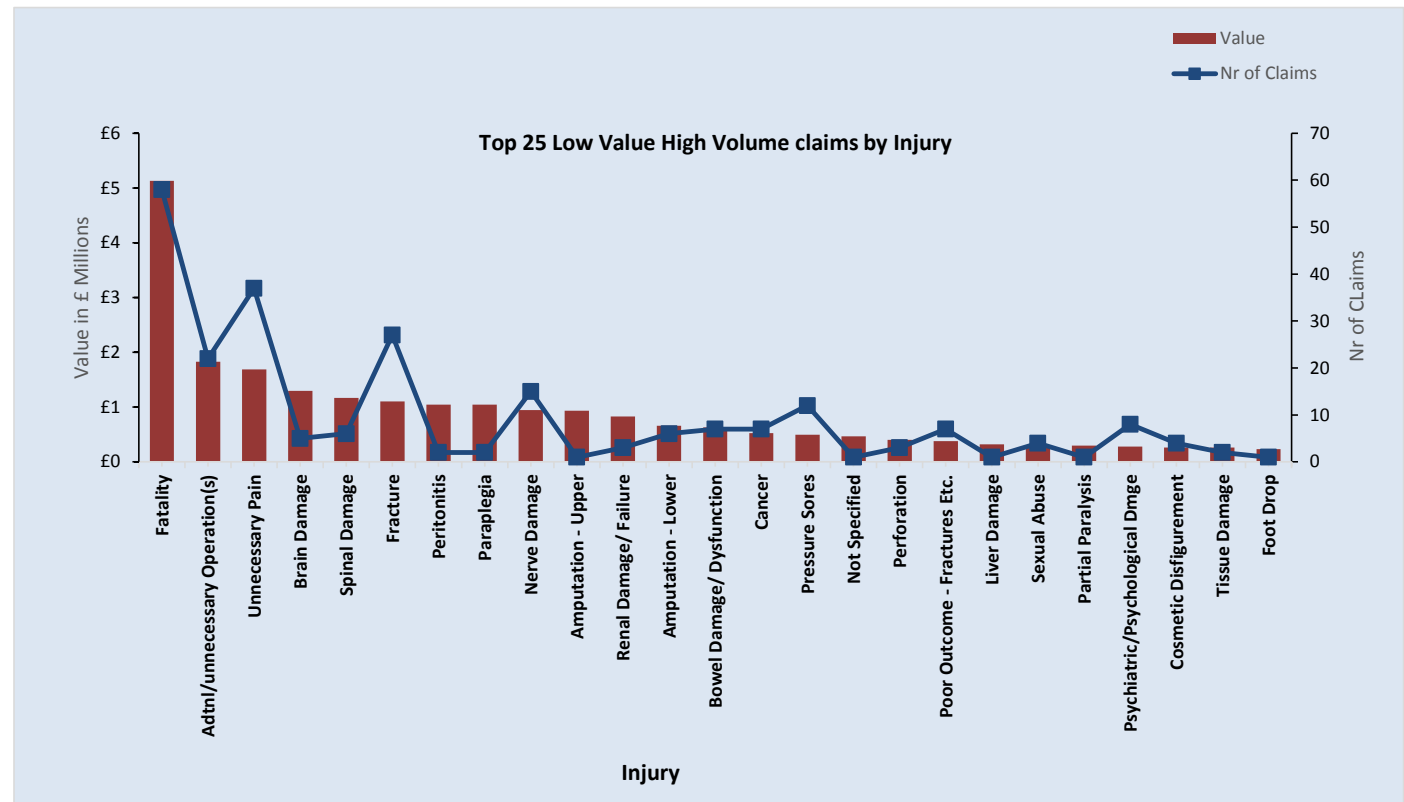
Total number of claims for this Trust: 309. Total value of claims for this Trust £48,239,385

Data correct at: 30/06/2016

Scorecard - Blue Zone Analyses

Adjusted Specialty (All)

Injury	Value	Nr of Claims
Fatality	£5,131,564	58
Adtnl/unnecessary Operation(s)	£1,827,776	22
Unnecessary Pain	£1,689,634	37
Brain Damage	£1,298,133	5
Spinal Damage	£1,169,736	6
Fracture	£1,102,583	27
Peritonitis	£1,047,500	2
Paraplegia	£1,042,975	2
Nerve Damage	£944,128	15
Amputation - Upper	£935,000	1
Renal Damage/ Failure	£828,305	3
Amputation - Lower	£662,000	6
Bowel Damage/ Dysfunction	£630,146	7
Cancer	£526,654	7
Pressure Sores	£497,831	12
Not Specified	£465,000	1
Perforation	£404,000	3
Poor Outcome - Fractures Etc.	£378,500	7
Liver Damage	£318,100	1
Sexual Abuse	£296,968	4
Partial Paralysis	£295,500	1
Psychiatric/Psychological Dmge	£278,810	8
Cosmetic Disfigurement	£262,178	4
Tissue Damage	£262,000	2
Foot Drop	£232,000	1
Grand Total	£22,527,021	242



Selection Criteria: CNST claims received with an Incident Date between 01/04/2011 and 31/03/2016

Total number of claims for this Trust: 309. Total value of claims for this Trust £48,239,385

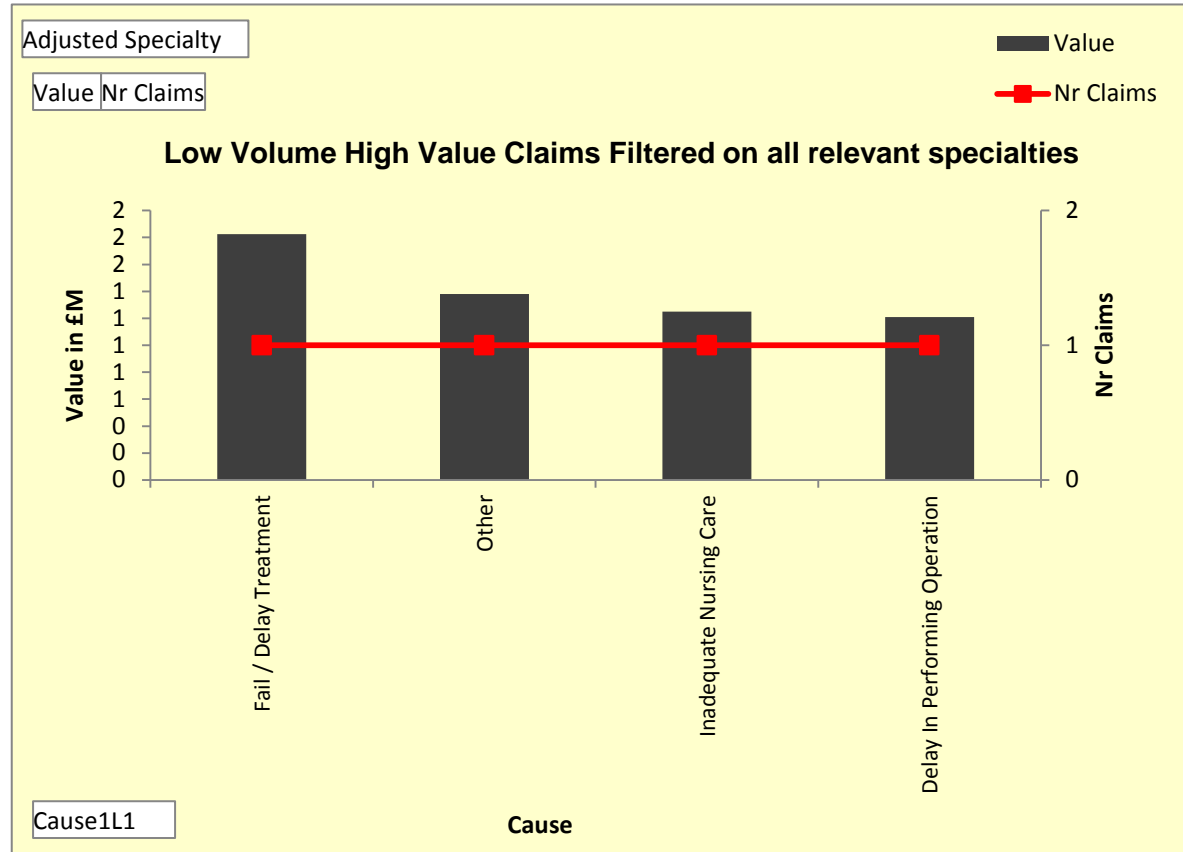
Data correct at: 30/06/2016

Scorecard - Yellow Zone Analyses

University Hospitals Birmingham NHS Foundation Trust

Adjusted Specialty (All)

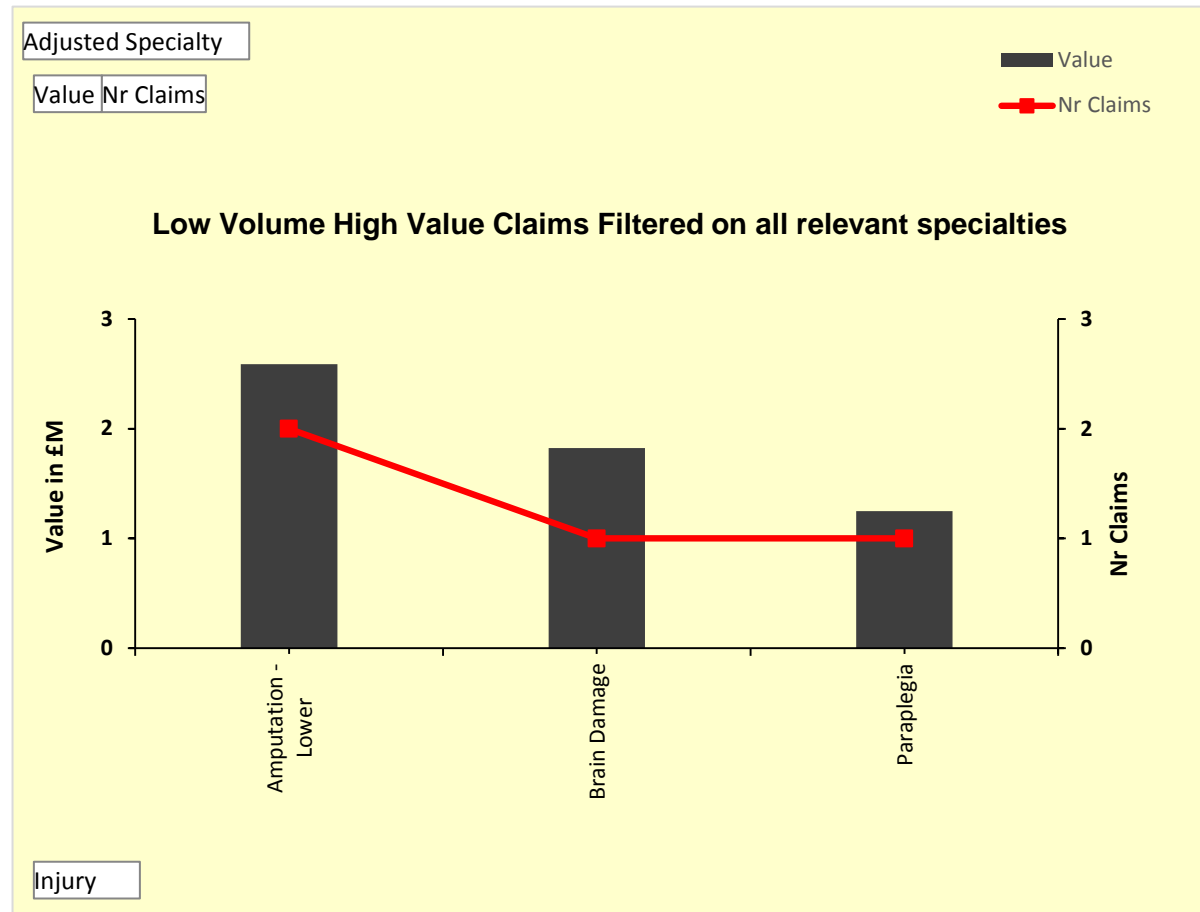
Cause	Value	Nr Claims
Fail / Delay Treatment	£ 1,825,000	1
Other	£ 1,380,000	1
Inadequate Nursing Care	£ 1,250,000	1
Delay In Performing Oper	£ 1,210,000	1
Grand Total	£ 5,665,000	4



Selection Criteria: CNST claims received with an Incident Date between 01/04/2011 and 31/03/2016
 Total number of claims for this Trust: 309. Total value of claims for this Trust £48,239,385
 Data correct at: 30/06/2016

Adjusted Specialty (All)

Injury	Value	Nr Claims
Amputation - Lower	£2,590,000.00	2
Brain Damage	£1,825,000.00	1
Paraplegia	£1,250,000.00	1
Grand Total	£5,665,000.00	4



Selection Criteria: CNST claims received with an Incident Date between 01/04/2011 and 31/03/2016

Total number of claims for this Trust: 309. Total value of claims for this Trust £48,239,385

Data correct at: 30/06/2016

Scorecard - Yellow Zone Analyses

Selection Criteria: CNST claims received with an Incident Date between 01/04/2011 and 31/03/2016

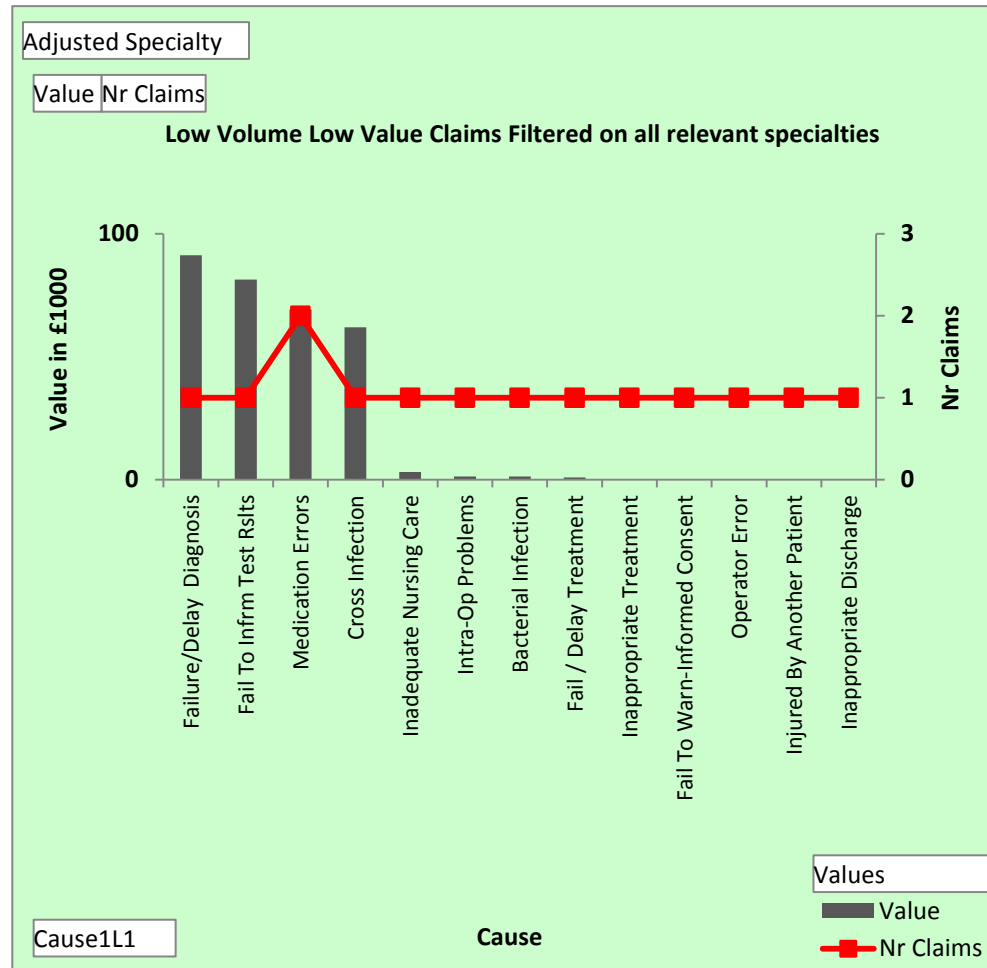
Total number of claims for this Trust: 309. Total value of claims for this Trust £48,239,385

Data correct at: 30/06/2016

University Hospitals Birmingham NHS Foundation Trust

Adjusted Specialty (All)

Cause	Value	Nr Claims
Failure/Delay Diagnosis	£ 91,250	1
Fail To Infrm Test Rslts	£ 81,463	1
Medication Errors	£ 69,209	2
Cross Infection	£ 62,000	1
Inadequate Nursing Care	£ 3,111	1
Intra-Op Problems	£ 1,250	1
Bacterial Infection	£ 1,250	1
Fail / Delay Treatment	£ 950	1
Inappropriate Treatment	£ -	1
Fail To Warn-Informed Consent	£ -	1
Operator Error	£ -	1
Injured By Another Patient	£ -	1
Inappropriate Discharge	£ -	1
Grand Total	£ 310,483	14



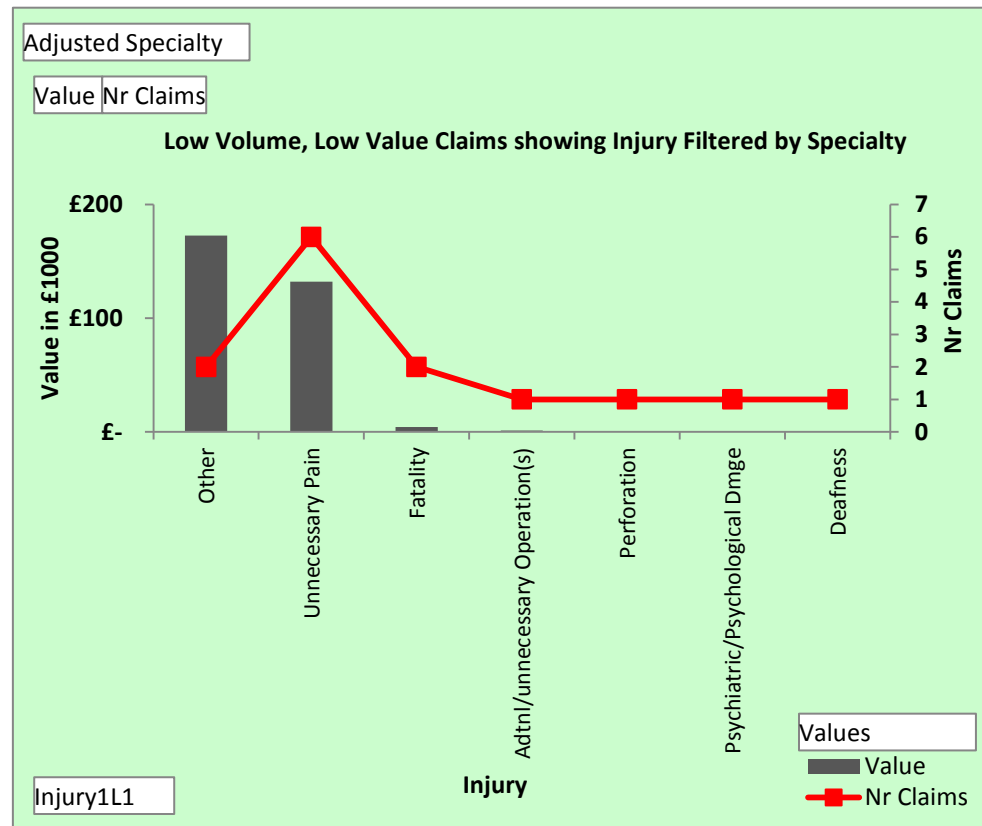
Selection Criteria: CNST claims received with an Incident Date between 01/04/2011 and 31/03/2016

Total number of claims for this Trust: 309. Total value of claims for this Trust £48,239,385

Data correct at: 30/06/2016

Adjusted Specialty (All)

Injury	Value	Nr Claims
Other	£ 172,713	2
Unnecessary Pain	£ 132,159	6
Fatality	£ 4,361	2
Adtnl/unnecessary Operation(s)	£ 1,250	1
Perforation	£ -	1
Psychiatric/Psychological Dmge	£ -	1
Deafness	£ -	1
Grand Total	£ 310,483	14



Selection Criteria: CNST claims received with an Incident Date between 01/04/2011 and 31/03/2016

Total number of claims for this Trust: 309. Total value of claims for this Trust £48,239,385

Data correct at: 30/06/2016