


Coversheet for Network Site Specific Group Agreed Documentation

Document Title	Clinical Management Protocol – Children’s Renal Tumours
Document Date	July 2010
Document Purpose	<ul style="list-style-type: none"> ▪ Modalities of treatment or available multi-centre trials ▪ The roles of the Principal Treatment Centre (PTC) and Paediatric Oncology Shared Care Units (POSCUs) and their linked services, e.g. Radiotherapy Centre, Community Teams. ▪ Indications for referral outside the catchment area where relevant. ▪ Identification of relevant MDTs
Authors	<p>Dr. Pam Kearns, Consultant Paediatric Oncologist & Solid Tumour MDT Lead, Birmingham Children’s Hospital NHS Foundation Trust</p> <p>Jeanette Hawkins, Lead Cancer Nurse, Birmingham Children’s Hospital NHS Foundation Trust</p>
References	<ol style="list-style-type: none"> 1. DH National Cancer Action Team (2008) National Cancer Peer Review Program Manual for Cancer Services 2008; Children’s Cancer Measures 2. National Institute for Health & Clinical Excellence (2005) Referral guidelines for suspected cancer: Section - Cancer in Children & Young People. 3. SIOP Nephroblastoma (Wilms Tumour) Clinical Trial and Study SIOP WT 2001 (WT 2002 01)
Consultation Process	Consultation was with the Solid Tumour MDT at Birmingham Children’s Hospital (BCH), Cancer Locality Group (BCH) and the West Midlands Paediatric Oncology Supra Network Group)
Review Date (must be within three years)	July 2013
Approval Signatures: Network Site Specific Group Clinical Chair	
Date Approved by Network Governance Committee 26 / 07 / 2010	

Version History

Version	Date	Summary of change/ process
V0.3	15/01/2010	Draft developed by Dr. Kearns & Jeanette Hawkins. Cover sheet for PBCN documents added
V0.5	18/2/2010	Finalised version following discussion at BCH Oncology MDT on 22 nd January 2010 and revision of late effects follow up section 18/02/10 in discussion with Dr Helen Jenkinson and Dr Dave Hobin
V0.6	11/03/2010	Amended version following feedback from West Midlands Paediatric Supra Network Group regarding approval mechanisms for standard treatment regimes and advice on sending radiology imaging changed to include electronic sharing of images
V0.7	16/03/2010	New sentence added as per italics, in response to comments from Dr Daphne Austin, Consultant in Public Health in regard to assessing the economic impact of National Treatment Guidelines which may require service developments. Clinical Trial entry or follow standard treatment according to stage as per national guidelines <i>“as approved by the MDT and the West Midlands Paediatric Supra Network Group</i>
V0.8	25/05/2010	Network Map and abbreviations key added
V0.9	02.06.10	Amendments following Guidelines Sub Group

Approval Date of Network Site Specific Group

Date: July 2010


Approval Date of the Governance Committee

Date: July 2010

Approval Signatures

Pan Birmingham Cancer Network Governance Committee Chair

Name: Doug Wulff

Signature: 

Date: July 2010

Pan Birmingham Cancer Network Manager


Name: Karen Metcalf

Signature: 

Date: July 2010

Network Site Specific Group Clinical Chair

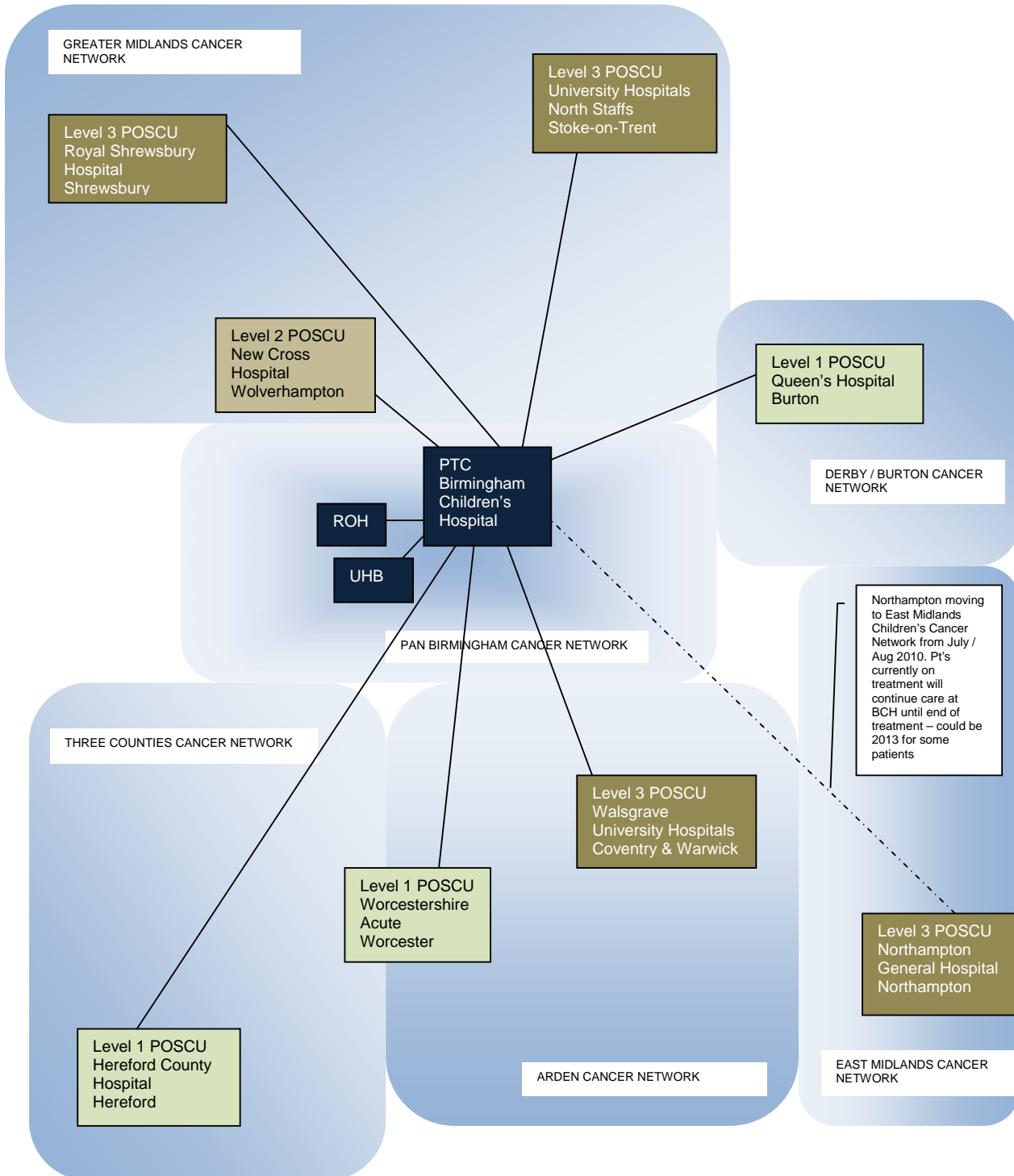
Name: Deepak Kalra

Signature: 

Date: July 2010

West Midlands Paediatric Oncology Supra Network

- PTC – Principal Treatment Centre
- POSCU – Paediatric Oncology Shared Care Unit
- Levels of shared care – Specified on pages 28 to 29 National Cancer Action Team Manual for Cancer Services 2008: Children's cancer Measures 2009
- University Hospitals Birmingham UHB - Radiotherapy and Young Adult Services
- Royal Orthopaedic Hospital ROH – Bone Tumour Service



Clinical Management Protocol: Renal Tumours [DH Quality Measure 09-7A-120]

Carers **present child / young person <16yrs with symptoms** (specific and/or non-specific) to:

- GP
- Emergency Dept @ DGH, POSCU or PTC

PRIMARY CARE ASSESSMENT
Abdominal mass / asymmetry / suspicion of renal / abdominal tumour

SECONDARY CARE ASSESSMENT
Abdominal mass / asymmetry / suspicion of renal / abdominal tumour

BCH ASSESSMENT (ED / general paediatrics / surgery)
Abdominal mass / asymmetry / suspicion of renal / abdominal tumour

Urgent telephone referral to Consultant Oncologist / SpR @ Principal Treatment Centre **BCH** (Preferred method of referral) 0121 333 9999
Or urgent cancer referral form (fax) BCH 0121 333 8241

Transfer to Principal Treatment Centre (BCH)

- Transfer to BCH for investigation/further management within 24-72 hours. Urgency advised by BCH team after discussion with referring clinician (*Refer to escalation policy*)
- Copies of previous imaging to be made available electronically or sent with patient & referral letter

Diagnostic investigations

- Further investigations performed by BCH team (includes biopsy if appropriate / surgical referral and staging)

Diagnosis of Renal Tumour Excluded

Referral to other oncology pathway, referral to other specialty / surgery or refer back to referring hospital

EMERGENCIES
A minority of children will present with urgent surgical needs, and will be individually managed

RENAL TUMOUR DIAGNOSIS			
<p>Clinical trial entry or follow standard treatment as approved by the MDT and the PBCN Children's Cancer Network Supra-Regional Group (need web link When CCNG regimens list is on PBCN website)</p> <p>Where CCLG (Children's Cancer & Leukaemia Group) clinical trials are available, treat according to protocol (if eligible and if consent to trial is given). If no trial available / no consent to trial given, treat according to standard national guidelines (usually available from CCLG working groups or recommendations based on results of recently closed trials or published data).</p>			
<p>Wilms' Tumour Protocol</p> <p>CURRENT OPEN TRIAL SIOP WT 2001 Nephroblastoma (Wilms' Tumour & all other renal tumours of childhood) Clinical trial and study revised 2004</p> <p><u>Treatment plan to be discussed at MDT</u></p> <ul style="list-style-type: none"> • Key worker assigned • Referral to Teenage and Young Adult Psychosocial MDT (UHB) (13-16 year olds) <p>Begin Treatment at BCH or Level 3 POSCU (Stoke, Coventry, Shrewsbury)</p>	<p>Clear Cell Sarcoma of the Kidney</p> <p>CURRENT OPEN TRIAL SIOP WT 2001 Nephroblastoma (Wilms' Tumour & all other renal tumours of childhood) Clinical trial and study revised 2004</p> <p><u>Treatment plan to be discussed at MDT</u></p> <ul style="list-style-type: none"> • Key worker assigned • Referral to Teenage and Young Adult Psychosocial MDT (UHB) (13-16 year olds) <p>Begin Treatment at BCH or Level 3 POSCU (Stoke, Coventry, Shrewsbury)</p>	<p>Rhabdoid Tumour of the Kidney</p> <p>CURRENT OPEN TRIAL SIOP WT 2001 Nephroblastoma (Wilms' Tumour & all other renal tumours of childhood) Clinical trial and study revised 2004</p> <p><u>Treatment plan to be discussed at MDT</u></p> <ul style="list-style-type: none"> • Key worker assigned • Referral to Teenage and Young Adult Psychosocial MDT (UHB) (13-16 year olds) <p>Begin Treatment at BCH or Level 3 POSCU (Stoke, Coventry, Shrewsbury)</p>	<p>Other Nephroblastomatosis</p> <p>CURRENT OPEN TRIAL SIOP WT 2001 Nephroblastoma (Wilms' Tumour & all other renal tumours of childhood) Clinical trial and study revised 2004</p> <p><u>Treatment plan to be discussed at MDT</u></p> <ul style="list-style-type: none"> • Key worker assigned • Referral to Teenage and Young Adult Psychosocial MDT (UHB) (13-16 year olds) <p>Begin Treatment at BCH or Level 3 POSCU (Stoke, Coventry, Shrewsbury)</p>

Central line / portacath Insertion under anaesthetic if required. Surgical day care at BCH. Timing dependant on disease, protocol requirements and individual patient access

Chemotherapy as per protocol
Bolus chemo in POSCU Level 1, 2 or 3 (Stoke, Shrewsbury, Wolverhampton, Burton, Coventry, Worcester, Hereford) or at PTC BCH
Day Case Infusion chemo in POSCU Level 2 (Wolverhampton) or 3 (Stoke, Shrewsbury, Coventry) Or BCH
In-Patient Chemotherapy POSCU Level 3 (Stoke, Shrewsbury, Coventry, Northampton) or BCH

C

Post op chemotherapy
(excluding stage 1 low risk) –
location of treatment as above

Complications
Admit / transfer **BCH** Haem
Onc Ward only

PICU when necessary

Urgent End-of-life care on
treatment for minority (Rare for
this tumour group)



Long Term Follow-Up (LTFU) and Transitional Care / Survivorship
Programme

- Transfer to LTFU MDT as per CCLG Guidelines or trial protocol
- Stratification of type of follow-up according to NCSI project linked to local policy
- Refer to late effects MDT for transition to I LTFU Clinic (usually between 14 -16 yrs old)
- Survivorship & Rehabilitation

Self referral back into
the system for any
patient off-treatment
with concerns at any
time. (S.O.S. plan)

Key	
BCH	Birmingham Children's Hospital
CCLG	Childhood Cancer & Leukaemia Group
LTFU	Long Term Follow-up
MDT	Multi-disciplinary team
NCSI	National Cancer Survivorship Initiative
PICU	Paediatric Intensive Care Unit
POSCU	Paediatric Oncology Shared Care Unit
ROH	Royal Orthopaedic Hospital
TYA	Teenage & Young Adult
UHB	University Hospital's Birmingham